

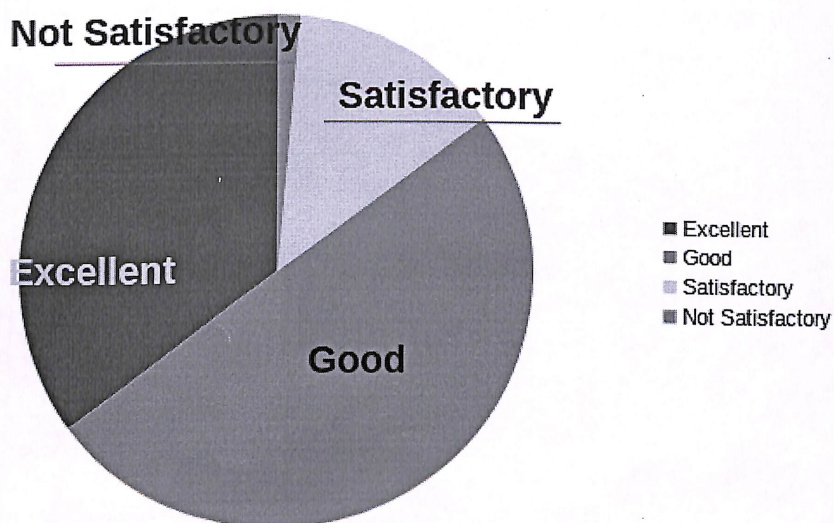
## 1.4.1 Teachers Feedback Analyse Report

GOBI ARTS &amp; SCIENCE COLLEGE (Autonomous)

AQAR (2022-2023)

1.4.1 Teachers Feedback Analyse Report

## Research Facilities



## Research Facilities

Feedback	Frequency	Percent	Valid Percent	Cumulative Percent
Excellent	26	35.1%	35.1%	35.1%
Good	37	50%	50%	85.1%
Satisfactory	10	13.5%	13.5%	98.6%
Not Satisfactory	1	1.4%	1.4%	100%
Total	74	100%	100%	



PRINCIPAL

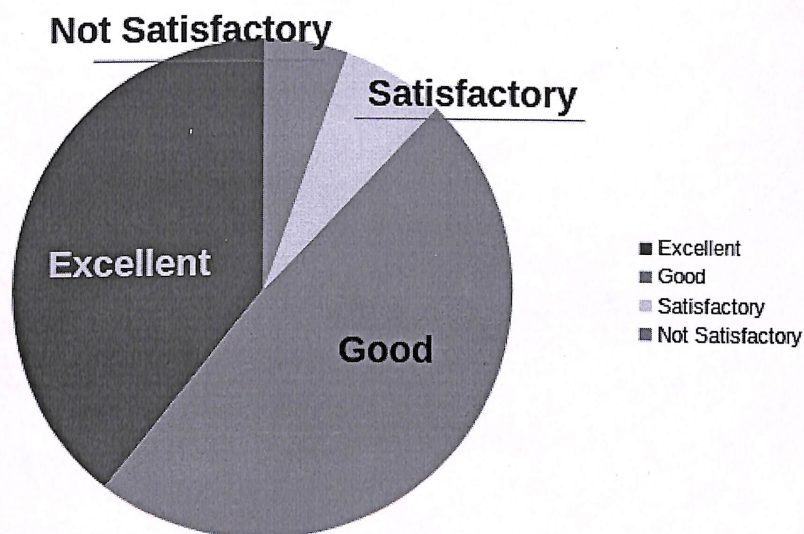
## 1.4.1 Teachers Feedback Analyse Report

GOBI ARTS &amp; SCIENCE COLLEGE (Autonomous)

AQAR (2022-2023)

1.4.1 Teachers Feedback Analyse Report

## ICT Facilities



## ICT Facilities

Feedback	Frequency	Percent	Valid Percent	Cumulative Percent
Excellent	29	39.2%	39.2%	39.2%
Good	36	48.7%	48.7%	87.9%
Satisfactory	5	6.7%	6.7%	94.6%
Not Satisfactory	4	5.4%	5.4%	100%
Total	74	100%	100%	



*[Signature]*  
PRINCIPAL



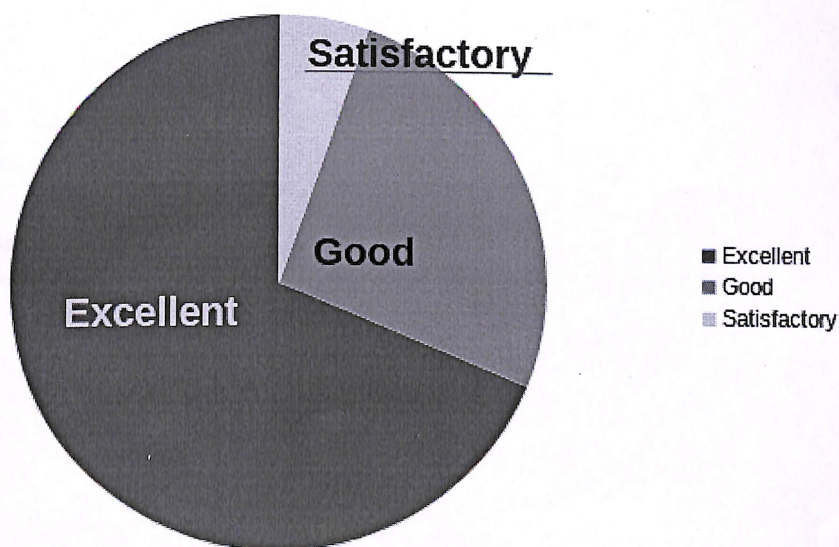
## 1.4.1 Teachers Feedback Analyse Report

GOBI ARTS &amp; SCIENCE COLLEGE (Autonomous)

AQAR (2022-2023)

1.4.1 Teachers Feedback Analyse Report

## Infrastructure Facilities



## Infrastructure Facilities

Feedback	Frequency	Percent	Valid Percent	Cumulative Percent
Excellent	51	68.9%	68.9%	68.9%
Good	19	25.7%	25.7%	94.6%
Satisfactory	4	5.4%	5.4%	100%
Total	74	100%	100%	



PRINCIPAL

## 1.4.1 Teachers Feedback Analyse Report

GOBI ARTS &amp; SCIENCE COLLEGE (Autonomous)

AQAR (2022-2023)

1.4.1 Teachers Feedback Analyse Report

## Support of the Management



## Support of the Management

Feedback	Frequency	Percent	Valid Percent	Cumulative Percent
Excellent	46	62.1%	62.1%	62.1%
Good	22	29.8%	29.8%	91.9%
Satisfactory	6	8.1%	8.1%	100%
Total	74	100%	100%	



PRINCIPAL



## 1.4.1 Teachers Feedback Analyse Report

GOBI ARTS &amp; SCIENCE COLLEGE (Autonomous)

AQAR (2022-2023)

## 1.4.1 Teachers Feedback Analyse Report

## Adaption of the Students from the Syllabus



## Adaption of the Students from the Syllabus

Feedback	Frequency	Percent	Valid Percent	Cumulative Percent
Excellent	28	37.9%	37.9%	37.9%
Good	40	54%	54%	91.9%
Satisfactory	5	6.8%	6.8%	98.7%
Not Satisfactory	1	1.3%	1.3%	100%
Total	74	100%	100%	



*[Signature]*  
PRINCIPAL

## 1.4.1 Teachers Feedback Analyse Report

GOBI ARTS &amp; SCIENCE COLLEGE (Autonomous)

AQAR (2022-2023)

## 1.4.1 Teachers Feedback Analyse Report

## Evaluation Process



## Evaluation Process

Feedback	Frequency	Percent	Valid Percent	Cumulative Percent
Excellent	47	63.6%	63.6%	63.6%
Good	20	27.0%	27.0%	90.6%
Satisfactory	6	8.1%	8.1%	98.7%
Not Satisfactory	1	1.3%	1.3%	100%
Total	74	100%	100%	



  
PRINCIPAL



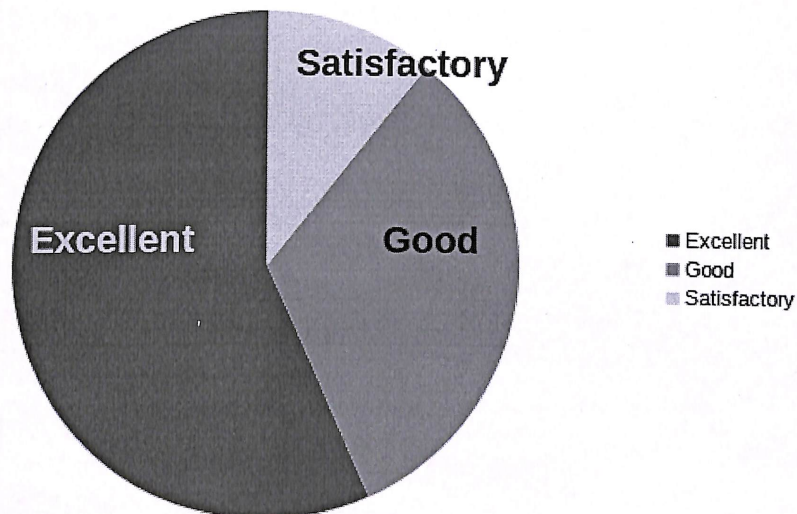
## 1.4.1 Teachers Feedback Analyse Report

GOBI ARTS &amp; SCIENCE COLLEGE (Autonomous)

AQAR (2022-2023)

## 1.4.1 Teachers Feedback Analyse Report

## Adequate time duration for CIA Tests



## Adequate time duration for CIA Tests

Feedback	Frequency	Percent	Valid Percent	Cumulative Percent
Excellent	42	56.8%	56.8%	56.8%
Good	24	32.4%	32.4%	89.2%
Satisfactory	8	10.8%	10.8%	100%
Total	74	100%	100%	



PRINCIPAL

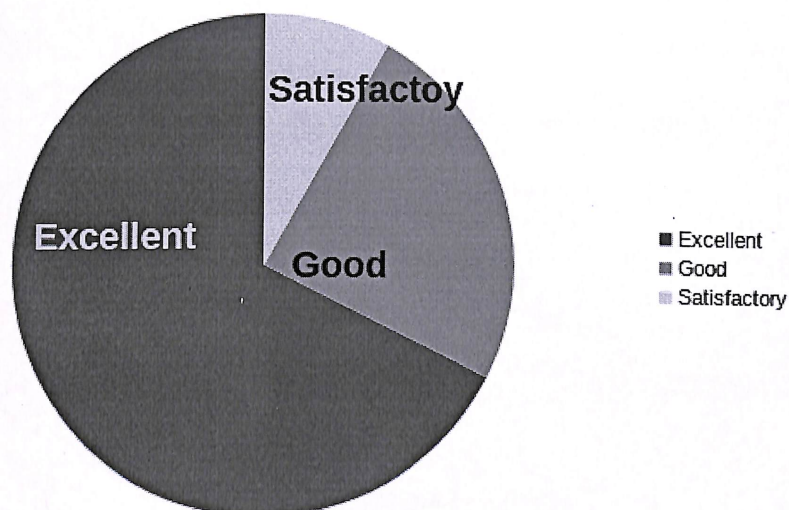
## 1.4.1 Teachers Feedback Analyse Report

GOBI ARTS &amp; SCIENCE COLLEGE (Autonomous)

AQAR (2022-2023)

## 1.4.1 Teachers Feedback Analyse Report

## Internal Assessment System



## Internal Assessment System

Feedback	Frequency	Percent	Valid Percent	Cumulative Percent
Excellent	50	67.6%	67.6%	67.6%
Good	18	24.3%	24.3%	91.9%
Satisfactory	6	8.1%	8.1%	100%
Total	74	100%	100%	

  
PRINCIPAL



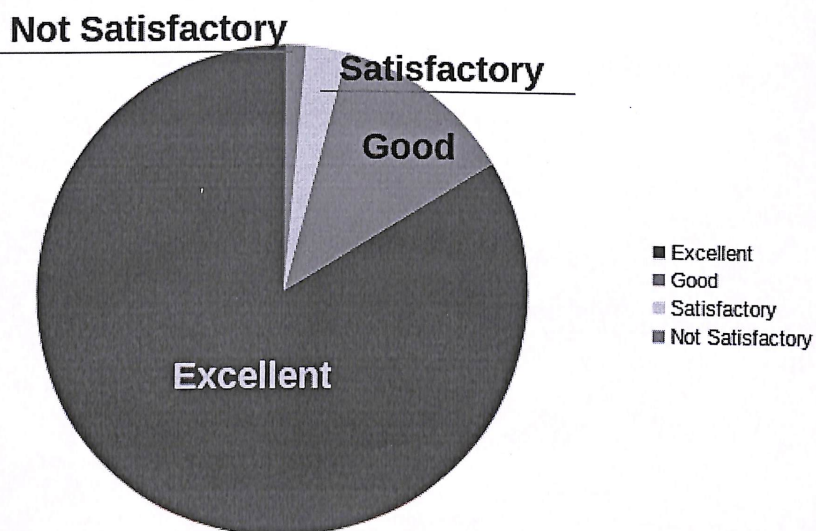
## 1.4.1 Teachers Feedback Analyse Report

GOBI ARTS &amp; SCIENCE COLLEGE (Autonomous)

AQAR (2022-2023)

## 1.4.1 Teachers Feedback Analyse Report

## The availability of book facilities in Library



## The availability of book facilities in Library

Feedback	Frequency	Percent	Valid Percent	Cumulative Percent
Excellent	62	83.8%	83.8%	83.8%
Good	9	12.2%	12.2%	96%
Satisfactory	2	2.7%	2.7%	98.7%
Not Satisfactory	1	1.3%	1.3%	100%
Total	74	100%	100%	



*[Signature]*  
PRINCIPAL

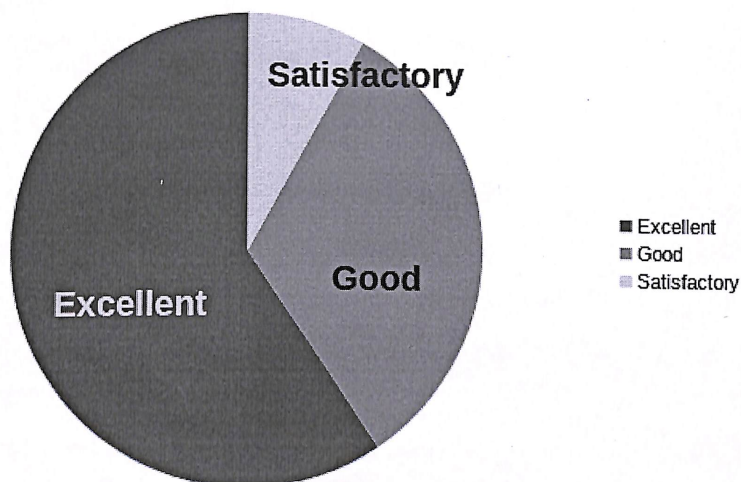
## 1.4.1 Teachers Feedback Analyse Report

GOBI ARTS &amp; SCIENCE COLLEGE (Autonomous)

AQAR (2022-2023)

## 1.4.1 Teachers Feedback Analyse Report

## The Syllabus promotes the Students to Higher Education



## The Syllabus promotes the Students to Higher Education

Feedback	Frequency	Percent	Valid Percent	Cumulative Percent
Excellent	44	59.5%	59.5%	59.5%
Good	24	32.5%	32.5%	92%
Satisfactory	6	8.0%	8.0%	100%
Total	74	100%	100%	



PRINCIPAL



## 1.4.1 Teachers Feedback Analyse Report

GOBI ARTS &amp; SCIENCE COLLEGE (Autonomous)

AQAR (2022-2023)

## 1.4.1 Teachers Feedback Analyse Report

## Knowledge in Case Studies / Lab Work / Field Trips



## Knowledge in Case Studies / Lab Work / Field Trips

Feedback	Frequency	Percent	Valid Percent	Cumulative Percent
Excellent	25	33.8%	33.8%	33.8%
Good	42	56.8%	56.8%	90.6%
Satisfactory	5	6.7%	6.7%	97.3%
Not Satisfactory	2	2.7%	2.7%	100%
Total	74	100%	100%	



*[Signature]*  
PRINCIPAL

## 1.4.1 Teachers Feedback Analyse Report

GOBI ARTS &amp; SCIENCE COLLEGE (Autonomous)

AQAR (2022-2023)

## 1.4.1 Teachers Feedback Analyse Report

The Syllabus is based on the Problem Solving / Analytical / Creative Aspects



The Syllabus is based on the Problem Solving / Analytical / Creative Aspects

Feedback	Frequency	Percent	Valid Percent	Cumulative Percent
Excellent	35	47.3%	47.3%	47.3%
Good	29	39.2%	39.2%	86.5%
Satisfactory	9	12.2%	12.2%	98.7%
Not Satisfactory	1	1.3%	1.3%	100%
Total	74	100%	100%	



*[Signature]*  
PRINCIPAL



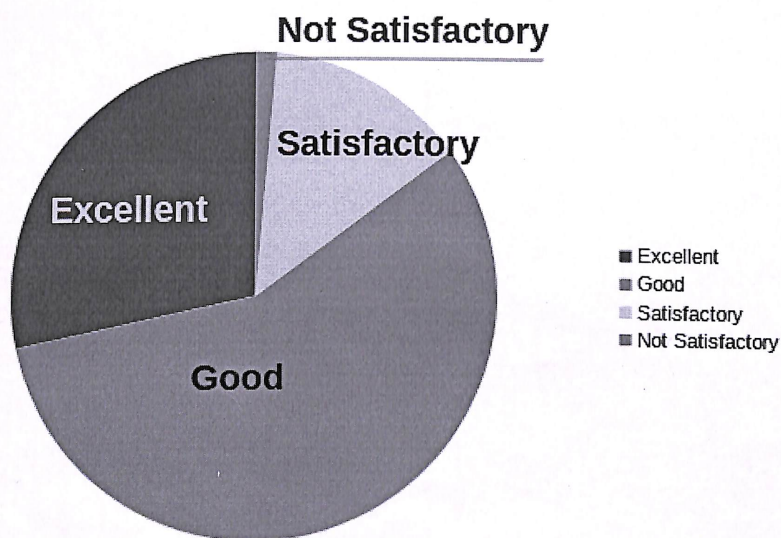
## 1.4.1 Teachers Feedback Analyse Report

GOBI ARTS &amp; SCIENCE COLLEGE (Autonomous)

AQAR (2022-2023)

## 1.4.1 Teachers Feedback Analyse Report

The Syllabus is focusing on the National/Regional Need:



The Syllabus is focusing on the National/Regional Needs

Feedback	Frequency	Percent	Valid Percent	Cumulative Percent
Excellent	21	28.3%	28.3%	28.3%
Good	42	56.8%	56.8%	85.1%
Satisfactory	10	13.6%	13.6%	98.7%
Not Satisfactory	1	1.3%	1.3%	100%
Total	74	100%	100%	



PRINCIPAL

## 1.4.1 Teachers Feedback Analyse Report

GOBI ARTS &amp; SCIENCE COLLEGE (Autonomous)

AQAR (2022-2023)

## 1.4.1 Teachers Feedback Analyse Report

## Syllabus System is fulfilling the Social Needs



## Syllabus System is fulfilling the Social Needs

Feedback	Frequency	Percent	Valid Percent	Cumulative Percent
Excellent	24	32.4%	32.4%	32.4%
Good	37	50%	50%	82.4%
Satisfactory	13	17.6%	17.6%	100%
Total	74	100%	100%	

  
PRINCIPAL



## 1.4.1 Teachers Feedback Analyse Report

GOBI ARTS &amp; SCIENCE COLLEGE (Autonomous)

AQAR (2022-2023)

1.4.1 Teachers Feedback Analyse Report

## The Syllabus is embedded with Skill-Based and Employability



## The Syllabus is embedded with Skill-Based and Employability

Feedback	Frequency	Percent	Valid Percent	Cumulative Percent
Excellent	41	55.4%	55.4%	55.4%
Good	25	33.8%	33.8%	89.2%
Satisfactory	8	10.8%	10.8%	100%
Total	74	100%	100%	



PRINCIPAL