

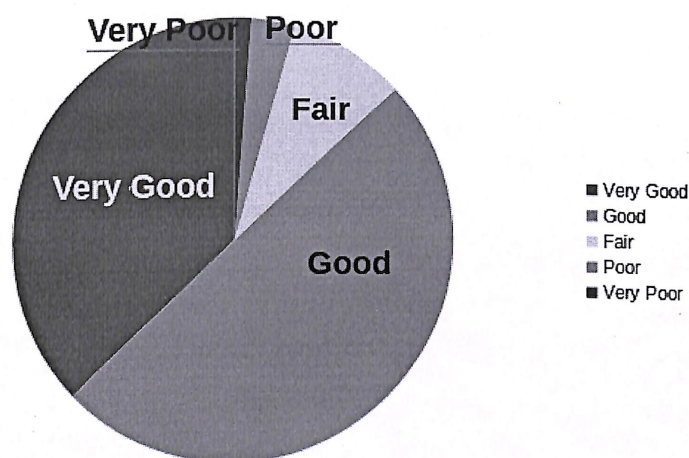
1.4.1 Student Feedback Analyse Report

GOBI ARTS & SCIENCE COLLEGE (Autonomous)

AQAR (2022-2023)

1.4.1 Student Feedback Analyse Report

Placement Trainings were useful to meet the needs



Placement Trainings were useful to meet the needs

Feedback	Frequency	Percent	Valid Percent	Cumulative Percent
Very Good	518	37.1%	37.1%	37.1%
Good	695	49.8%	49.8%	86.9%
Fair	122	8.7%	8.7%	95.6%
Poor	45	3.2%	3.2%	98.8%
Very Poor	17	1.2%	1.2%	100%
Total	1397	100%	100%	



[Signature]
PRINCIPAL

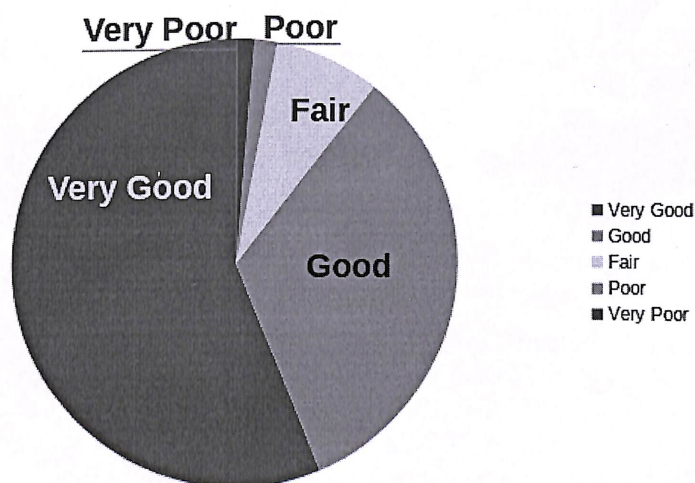
1.4.1 Student Feedback Analyse Report

GOBI ARTS & SCIENCE COLLEGE (Autonomous)

AQAR (2022-2023)

1.4.1 Student Feedback Analyse Report

Library facilities available in the Institution



Library facilities available in the Institution

Feedback	Frequency	Percent	Valid Percent	Cumulative Percent
Very Good	786	56.3%	56.3%	56.3%
Good	463	33.1%	33.1%	89.4%
Fair	108	7.8%	7.8%	97.2%
Poor	23	1.6%	1.6%	98.8%
Very Poor	18	1.2%	1.2%	100%
Total	1397	100%	100%	



[Signature]
26.01.24
PRINCIPAL

1.4.1 Student Feedback Analyse Report

GOBI ARTS & SCIENCE COLLEGE (Autonomous)

AQAR (2022-2023)

1.4.1 Student Feedback Analyse Report

Teacher's interest in Recent Developments towards the subjects



Teacher's interest in Recent Developments towards the subjects

Feedback	Frequency	Percent	Valid Percent	Cumulative Percent
Excellent	374	26.8%	26.8%	26.8%
Very Good	256	18.3%	18.3%	45.1%
Good	622	44.6%	44.6%	89.7%
Fair	101	7.2%	7.2%	96.9%
Poor	44	3.1%	3.1%	100%
Total	1397	100%	100%	



[Signature]
PRINCIPAL

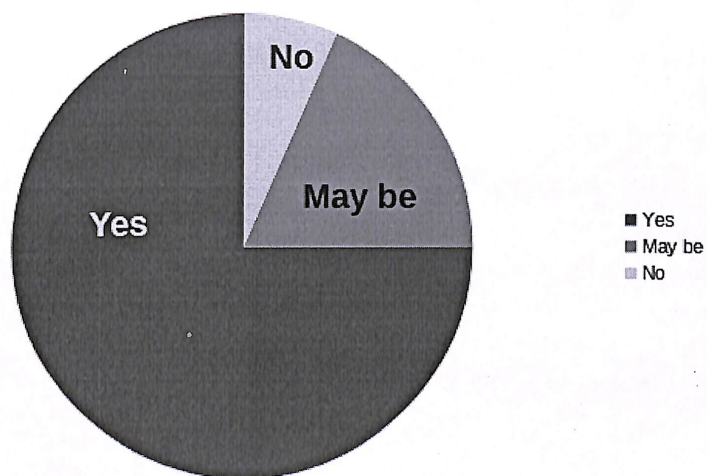
1.4.1 Student Feedback Analyse Report

GOBI ARTS & SCIENCE COLLEGE (Autonomous)

AQAR (2022-2023)

1.4.1 Student Feedback Analyse Report

Teacher's Punctuality to the class



Teacher's Punctuality to the class

Feedback	Frequency	Percent	Valid Percent	Cumulative Percent
Yes	1047	74.9%	74.9%	74.9%
May be	257	18.4%	18.4%	93.3%
No	93	6.7%	6.7%	100%
Total	1397	100%	100%	



Handwritten signature of the Principal in green ink, dated 26/1/24.

PRINCIPAL

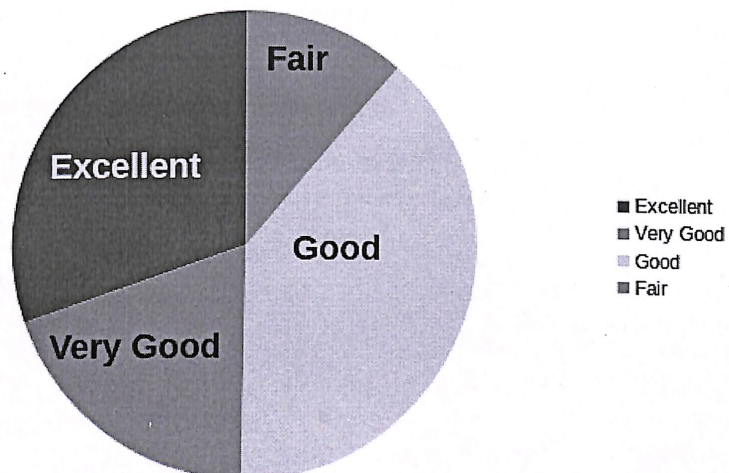
1.4.1 Student Feedback Analyse Report

GOBI ARTS & SCIENCE COLLEGE (Autonomous)

AQAR (2022-2023)

1.4.1 Student Feedback Analyse Report

Provision of Study Materials given by the teacher



Provision of Study Materials given by the teacher

Feedback	Frequency	Percent	Valid Percent	Cumulative Percent
Excellent	424	30.3%	30.3%	30.3%
Very Good	271	19.4%	19.4%	49.7%
Good	543	38.9%	38.9%	88.6%
Fair	159	11.4%	11.4%	100%
Total	1397	100%	100%	



PRINCIPAL

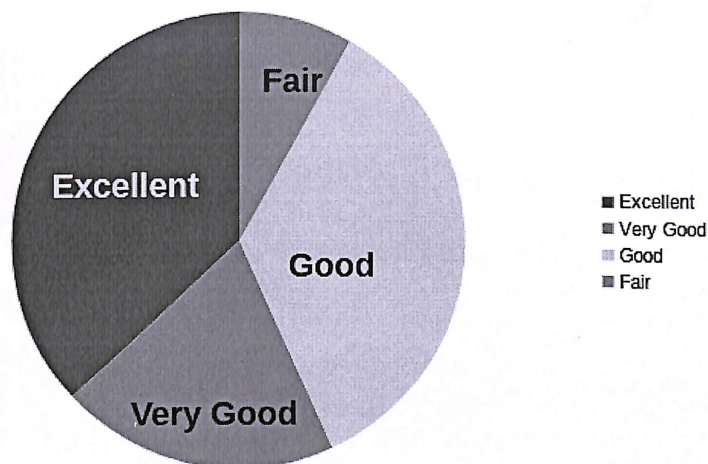
1.4.1 Student Feedback Analyse Report

GOBI ARTS & SCIENCE COLLEGE (Autonomous)

AQAR (2022-2023)

1.4.1 Student Feedback Analyse Report

Clarification of doubts by the teacher



Clarification of doubts by the teacher

Feedback	Frequency	Percent	Valid Percent	Cumulative Percent
Excellent	516	36.9%	36.9%	36.9%
Very Good	277	19.9%	19.9%	56.8%
Good	490	35.1%	35.1%	91.9%
Fair	114	8.1%	8.1%	100%
Total	1397	100%	100%	



[Signature]
260124
PRINCIPAL

1.4.1 Student Feedback Analyse Report

GOBI ARTS & SCIENCE COLLEGE (Autonomous)

AQAR (2022-2023)

1.4.1 Student Feedback Analyse Report

Usage of Assignment method by the teacher



Usage of Assignment method by the teacher

Feedback	Frequency	Percent	Valid Percent	Cumulative Percent
Excellent	471	33.7%	33.7%	33.7%
Very Good	290	20.8%	20.8%	54.5%
Good	494	35.4%	35.4%	89.9%
Fair	142	10.1%	10.1%	100%
Total	1397	100%	100%	



Principal's Signature
26.01.24
PRINCIPAL

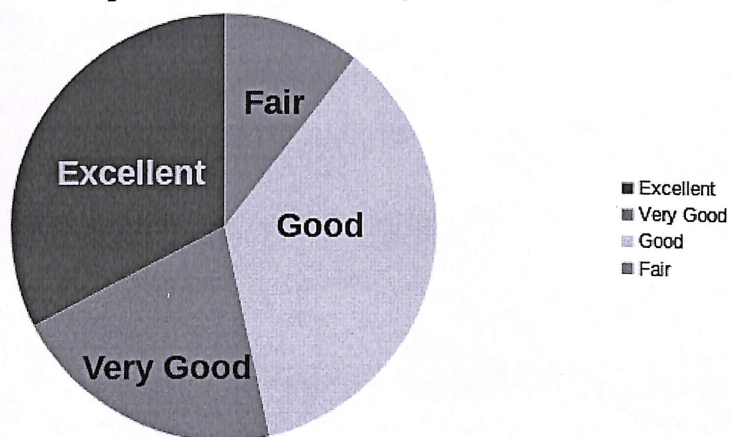
1.4.1 Student Feedback Analyse Report

GOBI ARTS & SCIENCE COLLEGE (Autonomous)

AQAR (2022-2023)

1.4.1 Student Feedback Analyse Report

Usage of Seminar method by the teacher



Usage of Seminar method by the Teacher

Feedback	Frequency	Percent	Valid Percent	Cumulative Percent
Excellent	456	32.6%	32.6%	32.6%
Very Good	291	20.9%	20.9%	53.5%
Good	504	36.0%	36.0%	89.5%
Fair	146	10.5%	10.5%	100%
Total	1397	100%	100%	



[Signature]
PRINCIPAL

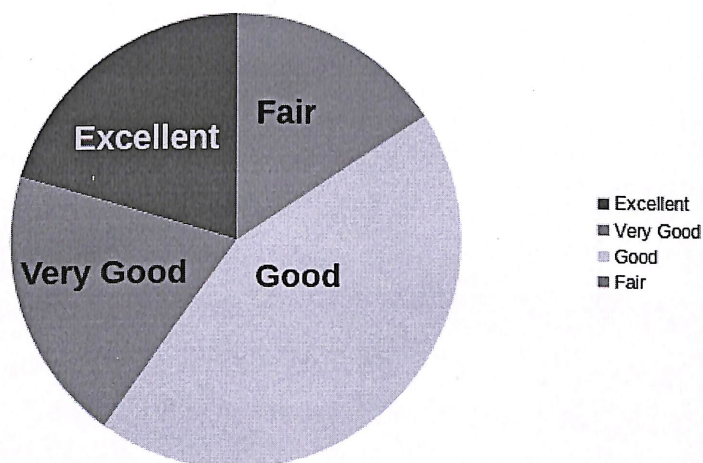
1.4.1 Student Feedback Analyse Report

GOBI ARTS & SCIENCE COLLEGE (Autonomous)

AQAR (2022-2023)

1.4.1 Student Feedback Analyse Report

Usage of the online tools by the teacher



Usage of the online tools by the teacher

Feedback	Frequency	Percent	Valid Percent	Cumulative Percent
Excellent	285	20.5%	20.5%	20.5%
Very Good	275	19.7%	19.7%	40.2%
Good	616	44.0%	44.0%	84.2%
Fair	221	15.8%	15.8%	100%
Total	1397	100%	100%	




PRINCIPAL

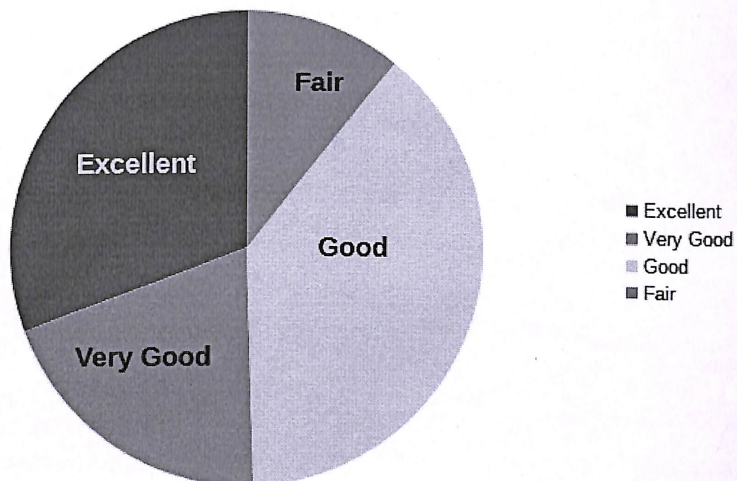
1.4.1 Student Feedback Analyse Report

GOBI ARTS & SCIENCE COLLEGE (Autonomous)

AQAR (2022-2023)

1.4.1 Student Feedback Analyse Report

Coverage of the Syllabus by the Teacher



Coverage of Syllabus by the Teacher

Feedback	Frequency	Percent	Valid Percent	Cumulative Percent
Excellent	429	30.7%	30.7%	30.7%
Very Good	277	19.8%	19.8%	50.5%
Good	540	38.7%	38.7%	89.2%
Fair	151	10.8%	10.8%	100%
Total	1397	100%	100%	



PRINCIPAL

1.4.1 Student Feedback Analyse Report

GOBI ARTS & SCIENCE COLLEGE (Autonomous)

AQAR (2022-2023)

1.4.1 Student Feedback Analyse Report

Teacher's explanation to all the concepts in the subject



Teacher's Explanation to the concepts in all the subjects

Feedback	Frequency	Percent	Valid Percent	Cumulative Percent
Excellent	530	37.95%	37.95%	37.95%
Very Good	229	16.39%	16.39%	54.34%
Good	511	36.57%	36.57%	90.91%
Fair	127	9.09%	9.09%	100%
Total	1397	100%	100%	



[Signature]
PRINCIPAL 09/01/24